


ROKU® System AWM II KS

Fire resistance rating:

EI 90 / 120 according to EN 13501

Approvals:

Europe: ETA-11/0372, CR K-3218/468/10



Description

The ROKU® System AWM II KS for allocated or unallocated electrical lines consists of the ROKU® fire protection collar AWM II. In the event of a fire, the intumescent material expands with high pressure and thus seals the opening hermetically against flames and smoke. For wall installations one pipe collar on each side of the wall and for floor installations one collar on the underside of the floor must be provided.

Applications

- For the sealing of individual or grouped electrical lines in solid walls, drywall partitions and solid floors
- Up to Ø 125 mm the assembly in the ROKU® System MFS Combined Penetration Seal is possible

Advantages

- Easy subsequent conducting of cables
- 100 % filling of the aperture possible
- No special building materials required
- Suitable for the application in wet and humid areas
- Easy subsequent installations of the collar
- Smoke-tight sealing of the installation by means of the cartridge material ROKU® 1000 Sealant, ROKU® AC Fire Protection Putty or Kerafix® Fire Protection Silicone possible

Supplied form

AWM II fire protection collar				Accessories	
Diameter (mm)	Art.-No.	Diameter (mm)	Art.-No.	Article description	Art.-No.
32	0705000320	125	0705001250	Mounting kit Ø 32-50 mm	0707002000
40	0705000400			Mounting kit Ø 63-125 mm	0707002020
50	0705000500			Label	0750050060
63	0705000630			ROKU® 1000 Sealant, 310 ml	0305310010
75	0705000750			ROKU® AC Sealant, 310 ml	0305310060
90	0705000900			Kerafix® Fire Protection Silicone, 310 ml, white	0506003110
110	0705001100				

Online



All approvals can be downloaded at
www.kuhn-brandschutz.com/systeme/roku-system-awm-ii-ks
 or via the QR-Code.

Technical data

Suitable subsoils	<ul style="list-style-type: none"> ■ Solid walls ≥ 100 mm ■ Penetration seals ≥ 2 x 50 mm 	<ul style="list-style-type: none"> ■ Drywall partitions ≥ 100 mm 	<ul style="list-style-type: none"> ■ Solid floors ≥ 150 mm
Max. Ø single cables	21 mm		
Max. Ø single pipes	63 mm		
Max. Ø electric installation pipe bundles	125 mm		
Suitable pipes	<ul style="list-style-type: none"> ■ Polyolefin ■ PVC 		

Collar dimensions (mm)	32	40	50	63	75	90	110	125												
Inner diameter (mm)	36	44	54	67	79	94	114	129												
Outside diameter (mm)	50	58	68	94	106	132	155	172												
Component height (mm)	26	26	26	26	26	26,6	26,6	40												
No. of fixing tabs (pcs)	2	2	2	4	4	4	4	4												


Assembly possibilities




1 Choose the pipe collar according to the single pipe or bundle. The inner diameter of the pipe collar should not be bigger than 30 mm than the single pipe or bundle.




2 Strap the single electrical lines to bundles by using an adhesive tape. Fill remaining spaces of the wall or floor with mortar or gypsum.




3 Fix the pipe collar by the appropriate rawplugs and screws or threaded rods, respectively. For wall installations one pipe collar on each side of the wall and for floor installations one collar on the underside of the floor must be provided.



4 For the smoke-proof finish, fill open ends of the electrical lines with e. g. ROKU® 1000 Sealant.



5 Can also be used in the ROKU® MFS Combined Penetration Seal.



6 The application in the ROKU® System FPCM is possible.